



Read Like a Detective


Informational Text


You are about to read something that is nonfiction. It will be different from a fictional story, so you need to approach it with some caution. The following are steps that will help you navigate through Informational Text. Enjoy the investigation!


Book/Passage Title _____ Author _____


- 🔍 Before reading, examine the title, subtitles, pictures, images, graphs, captions, bolded words or side texts. (Text Features)
- 🔍 Based off of your examination, in one sentence, what do you think this will be about?
- 🔍 Now quickly scan the text. Read the first and last sentence of each paragraph. Did this scan confirm your prediction? If not, what's new?
- 🔍 In the box below, write down words that you saw that you don't know and questions that you have.

- 🔍 Carefully read the text. If you can, define the words above, as you read. Also, if you can, answer your questions. After your first reading add more mystery words or questions below.

 Create a visual that will help you understand the text below. Explain the visual and the text to a parent or sibling. If you still have mystery questions or words, discuss those too.



 Was the text written to provide information, compare and contrast, sequence events, show a cause and effect relationship or to present a problem and a solution? (Text type/structure) Write and justify your answer below.

 In your own words, summarize the text.